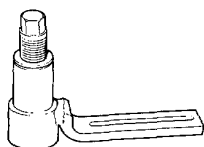


Special Tools

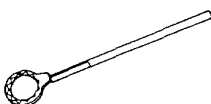
New Tools

Only new tools are listed below. As to other tools, refer to each section.

Ref. No.	Tool Number	Description	Q'ty	Remarks	Sec.
①	07LAA-PT50100	O ₂ Sensor Socket Wrench	1	Refer to F18A/F20A/ F22A ENGINE Maintenance and Repair	
②	07LAA-SM40100	Locknut Wrench 43 mm	1		11
③	07LAA-SM40200	Locknut Wrench 36 x 43 mm	1		11
④	07LAD-SM40100	Seal Driver Attachment	1		10
⑤	07LAE-PX40100	Clutch Spring Compressor Attachment	1		9
⑥	07LAF-PT00110	Clutch Alignment Shaft	1		7
⑦	07LAF-PT20100	Bearing Replacement Tool Set	1		—
⑧	07LAF-SM40200	Brake Spring Installer	1		13
⑨	07LAF-SM40300	Support Base Attachment	1		10
⑩	07LAG-PT20100	Balancer Shaft Lock Pin	1		5



①



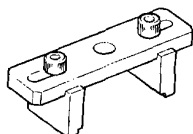
②



③



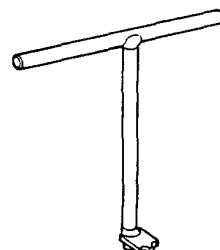
④



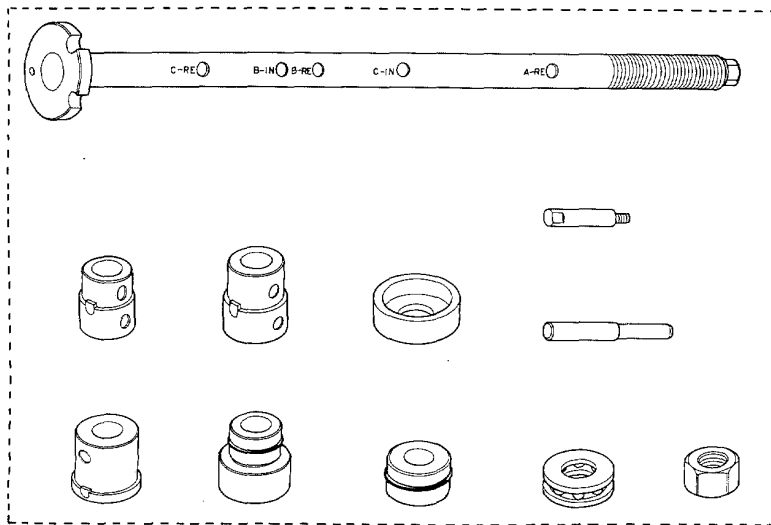
⑤



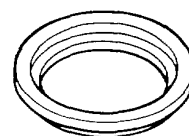
⑥




⑧



⑦



⑨



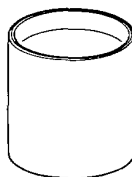
⑩



Ref. No.	Tool Number	Description	Q'ty	Remarks	Sec.
⑪	07LAG—SM40000	4WS Tool Kit	1		11
⑪-1	07LAG—SM40100	Piston Seal Ring Guide	1		11
⑪-2	07LAG—SM40200	Piston Seal Ring Sizing Tool	1		11
⑪-3	07LAG—SM40300	Cylinder End Seal Slider	1		11
⑪-4	07LAG—SM40400	Cylinder End Seal Guide	1		11
⑪-5	07LAG—SM40500	Tool Box	1		11
⑫	07LAJ—PT30100	ECU Test Harness	1		6,9,11
⑬	07LAJ—PT30200	Test harness	1		6
⑭	07LAK—SM40110	P/S Joint Adaptor (Pump)	1		11
⑮	07LAK—SM40100	P/S Joint Adaptor (Hose)	1		11
⑯	07LAZ—PT30100	R.P.M. Connecting Adaptor	1		5,6
⑰	07LAZ—PT30110	R.P.M. Connecting Adaptor (A)	1		5,6
⑱	07LAZ—PT30120	R.P.M. Connecting Adaptor (B)	1		5,6




⑪-1



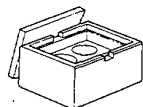
⑪-2



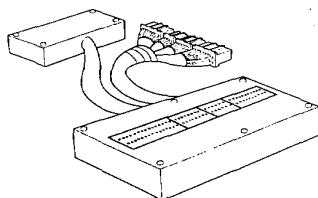
⑪-3



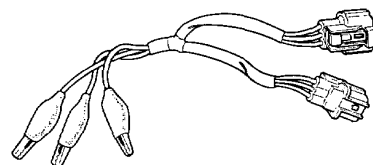
⑪-4



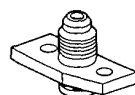
⑪-5



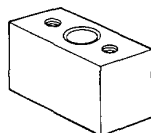
⑫



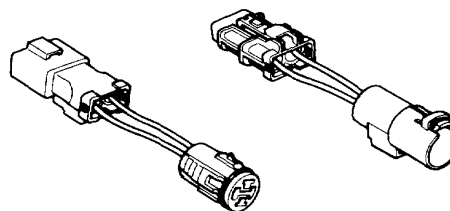
⑬



⑭



⑮



⑰

⑱

⑯